

Wireless PIR Ceiling Mount Sensor

Overview

- Passive infrared occupancy sensor
- Bluetooth® SIG mesh
- Ceiling Mount
- Mounting height up to 12ft (3.6m).
- LED Motion indicator
- Conforms with DLC NLC5 Cybersecurity Standards



Suitable for indoor use only



Applications

mwConnect's PIR ceiling occupancy sensor (PSC-ND-I-CM-DC-BLE-SR) uses digital PIR Motion Detector Architecture and passive infrared (PIR) technology for improved detection coverage for ceiling mount applications.

The sensor is suitable for a variety of indoor applications. It supports ceiling mounts up to 12ft high. Both sensor and power pack are rated for use in temperatures ranging from -30° to 70°C and relative humidity from 90 to 95% at 30°C.

Accessories

Power Pack: The PSC-ND-I-CM-DC-BLE-SR operates on 12-24VDC input and requires a separate mwConnect PacWave™ power pack. See mwConnect PacWave™ Power Pack data sheets.

Alternatively, the sensor can also operate with a driver that has an auxiliary output (12V).

Operation

TruBlu™ Mesh Controls: Qualified by Bluetooth SIG for its Bluetooth Mesh 1.0.1 specification, the sensor connects to a Bluetooth mesh network and is accessed via the TruBlu web portal or mobile app for initial design, setup and scheduling, as well as subsequent parameter adjustments.

Advanced functionality such as energy monitoring, and demand response is available with the optional TruBlu Gateway.

See the TruBlu™ Commissioning User Manual for more information.

Summary

Sensor Type:
PIR occupancy sensor

Input Voltage | Current Consumption:
12-24 VDC | 50 mA

Mounting Height:
Ceiling mount up to 12ft (3.6m)

Max Sensor Range
37ft (11.3m) radius

Max Bluetooth Range¹:
100ft (30.4m)

Operating Temperature:
-30° C to 70°C

Storage Temperature:
-40° C to 80°C

Relative Humidity:
90-95% non-condensing

Color: White or Black

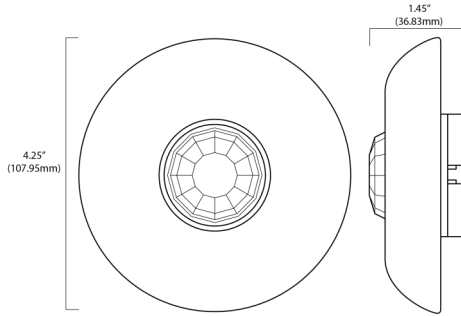
Warranty: 5 years

1. Bluetooth Range is highly dependent on the integration of fixtures, surrounding environment and conditions. It is recommended to conduct testing for Bluetooth range accuracy.

Project

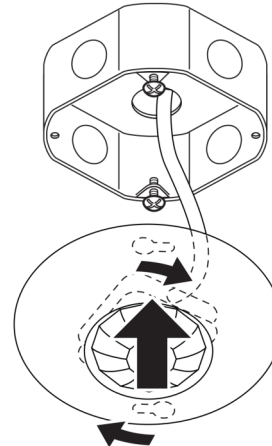
Location/Type

Physical Dimensions



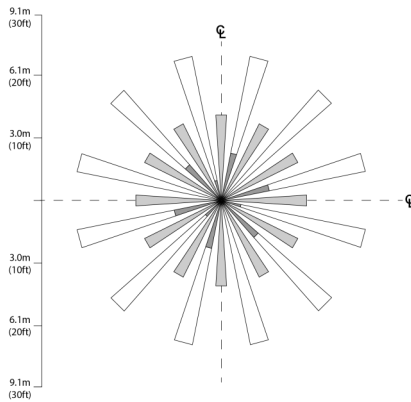
Drawings are Not to Scale

Installation

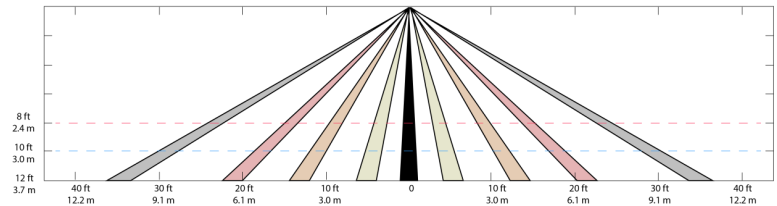


Coverage Pattern

LBL: Low Bay Lens-Top View at 12 ft (3.4m)

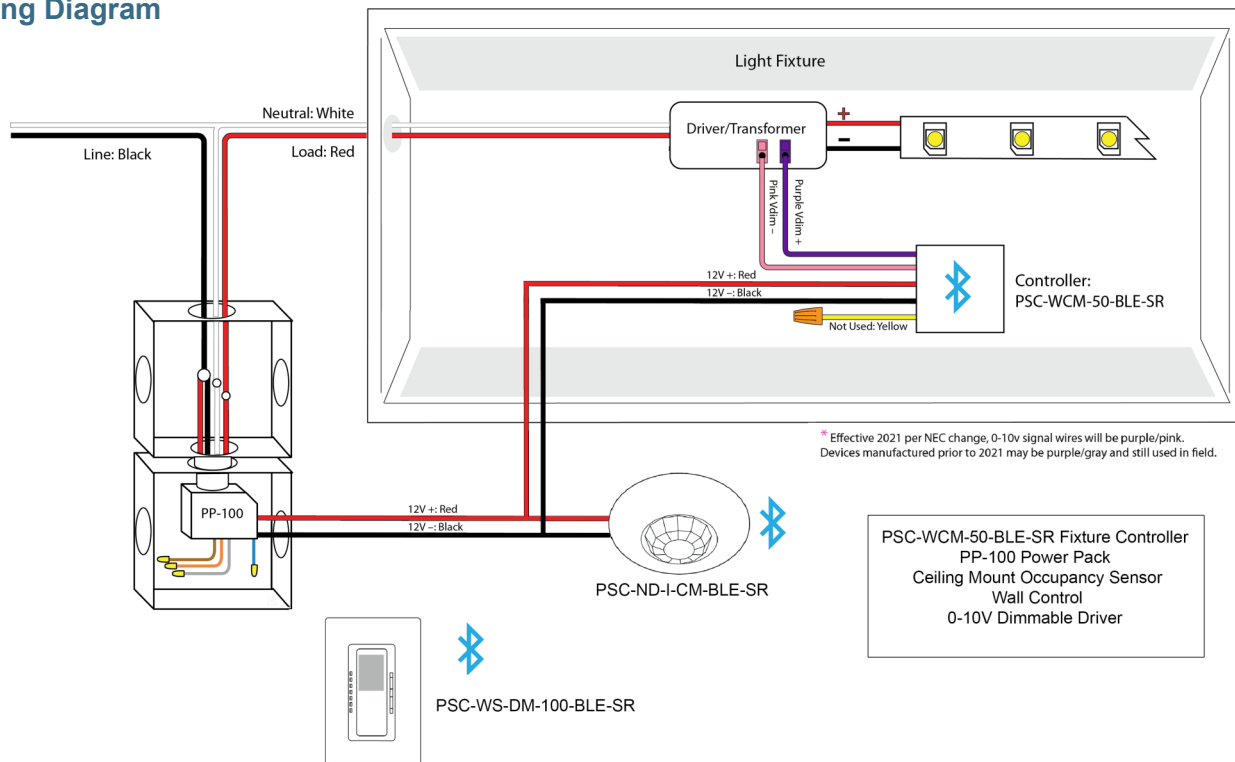


LBL - Side View

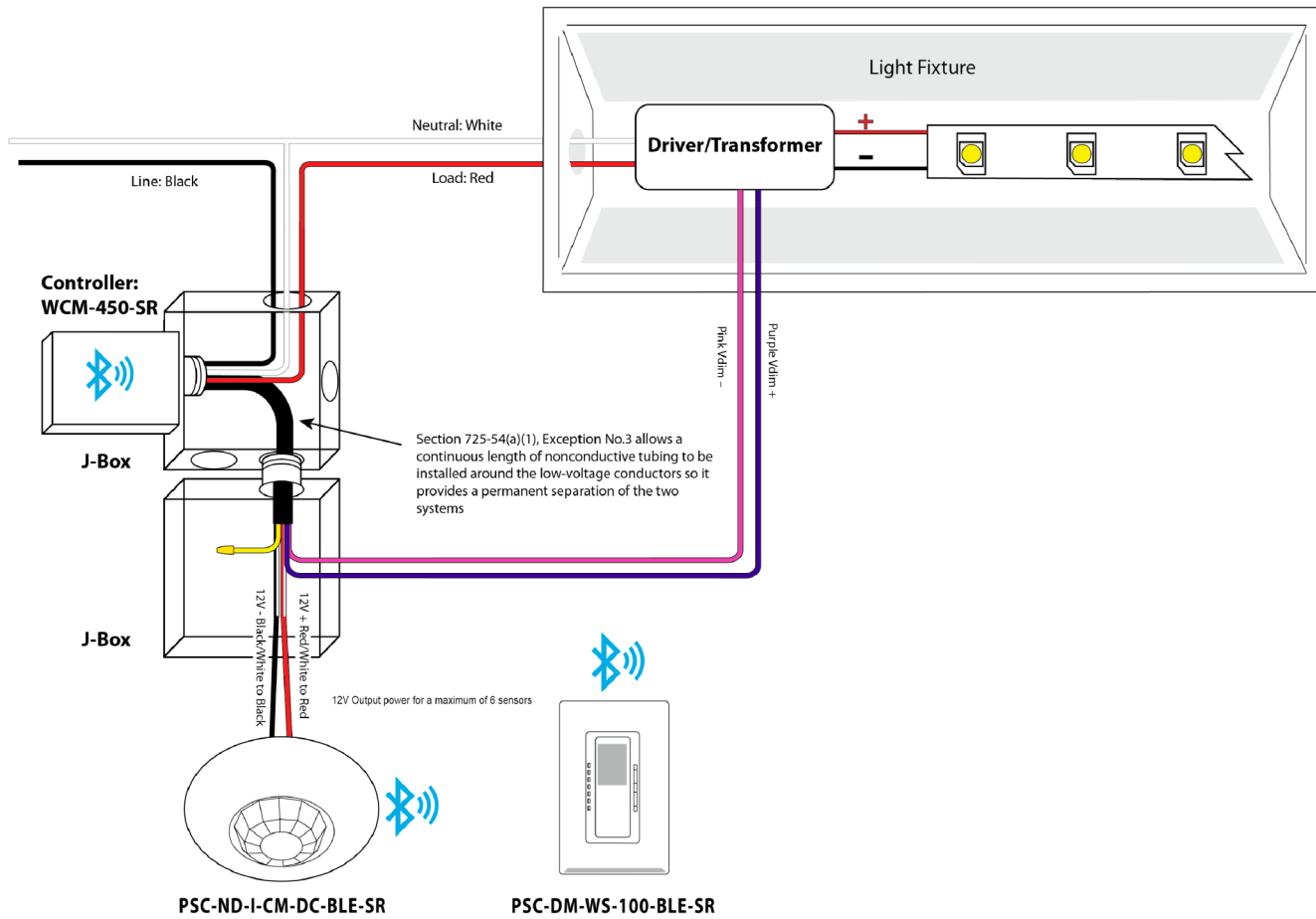


Note: The application/absolute range of the sensor is subject to variation because of different types of clothing, backgrounds, and ambient temperature. Therefore, ensure *that* the lens is properly oriented along routes with expected traffic and conduct testing along those routes.

Wiring Diagram



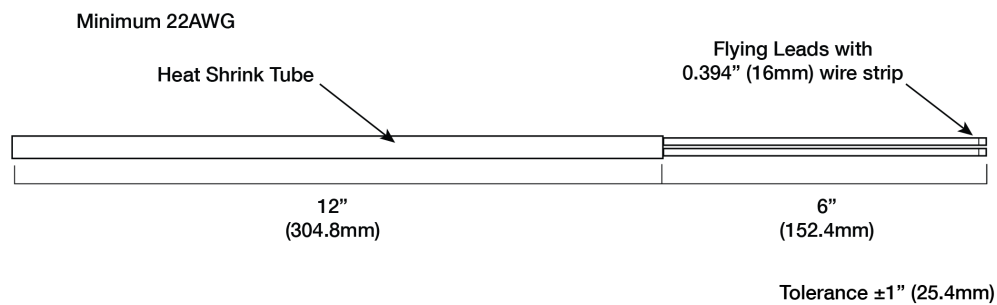
Wiring Diagram



Input Line Black, Input Common White, Load Red	12AWG, 180+/-20mm, Strip 10mm Tin Plated
Output 12V+ Black/White, Output 12V- Red/White, Sen Input Yellow, 0-10V+ Purple, 0-10V- Pink	22AWG, 180+/-20mm, Strip 10mm Tin Plated

WCM-450 Controller
PIR Ceiling Sensor
Wireless Wall Dimmer
0-10V Dimming Driver

Leads:



How to Order

Model No.	Description	Input Voltage
PSC-ND-I-CM-DC-BLE-SR-WH	Passive Infrared (PIR) Ceiling Mount Occupancy Sensor, TruBlu™, White	12-24VDC
PSC-ND-I-CM-DC-BLE-SR-BK	Passive Infrared (PIR) Ceiling Mount Occupancy Sensor, TruBlu™, Black	12-24VDC

Design and specifications are subject to change without notice.