

COLD-PACK LED EMERGENCY DRIVER

LEM-Pxx-170-A-U-Px-CP-V

LEM-Pxx-170-A-U-PCIP66-CP-V



FEATURES

PT

Terminal block



PC

Metal conduit



PCIP66

Metal conduit



1. Emergency operation of LED light source and luminaires in extreme temperature from -40°C to +50°C (-40°F to +122°F)
2. Perfectly compatible with both DC LED loads and AC LED drivers
3. Constant emergency power output, output voltage 170VDC, output current auto adjustable
4. Various emergency power options:

LEM-Pxx-170-A-U-Px(IP66)-CP-V	Emergency power
LEM-P09-170-A-U-Px(IP66)-CP-V	9W
LEM-P18-170-A-U-Px(IP66)-CP-V	18W
LEM-P27-170-A-U-Px(IP66)-CP-V	27W

5. Various structures options:

Type	Structure	Application
-PT	Fcan, terminal block	Indoor, Dry and Damp
-PC	Fcan, metal conduit	Indoor, Dry and Damp
-PCIP66	Linear, metal conduit, IP66	Outdoor and Wet

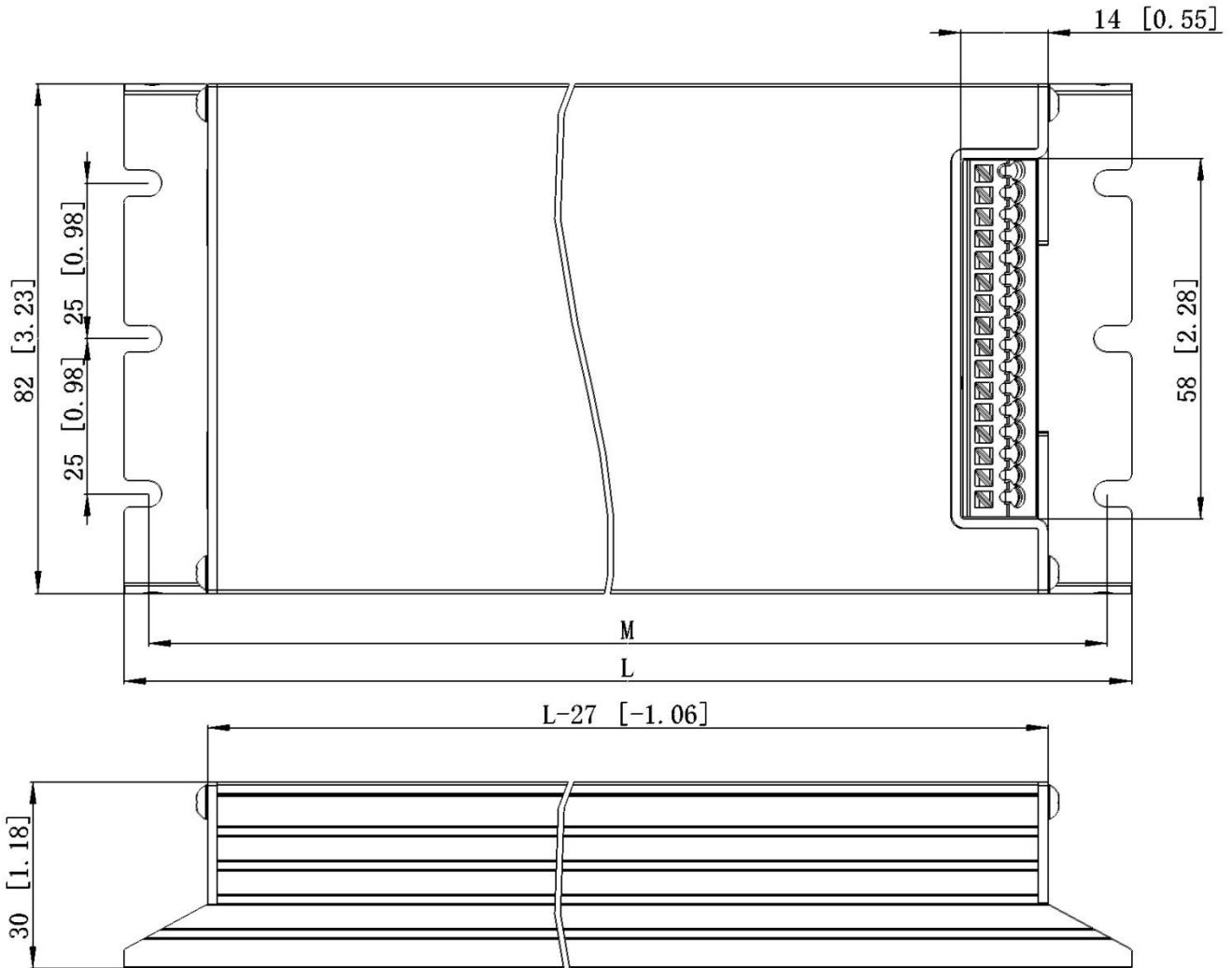
6. Auto dimming (0-10V) of connected load up to 90W for LEM-P09-300-A-U-Px-CP-V, 180W for LEM-P18-400-A-U-Px-CP-V and 270W for LEM-P27-400-A-U-Px-CP-V
7. Auto test
8. Slim aluminum housing, built-in Battery
9. LEM-Pxx-170-A-U-Px-CP-V: Suitable for indoor, dry and damp applications
10. LEM-Pxx-170-A-U-PCIP66-CP-V: IP66 rating. Suitable for outdoor and wet applications
11. Factory or field installation

CHARACTERISTICS

Type	LEM-P09-170-A-U-Pxx-CP-V	LEM-P18-170-A-U-Pxx-CP-V	LEM-P27-170-A-U-Pxx-CP-V
Rated voltage	120-277VAC 50/60Hz		
Rated current	0.06A	0.1A	0.12A
Rated power	3.5W	5.5W	7.5W
Power when heating	8W	10W	12W
Emergency power	9W	18W	27W
Output voltage	170VDC		
Output current	0.9A		
Output current of AC driver	5A		
Operation frequency	320kHz \geq f \geq 50kHz		
Power factor	0.5		
Battery	Li-ion		
Charging time	24 Hours		
Discharge time	>90 Minutes		
Charging current	0.168A		
Lifetime	5 Years		
Charging cycles	>1000		
Operation temperature	-40-50°C (-40° F- 122° F)		
Efficiency	80%		
Abnormal protection	Overload, over current, inrush, over voltage, over temperature, charging and discharging, open circuit, short circuit protection with auto reset		
Wire	0.75-1.5mm ²		
EMC/FCC/IC standard	EN 55015, EN 61547, EN 61000-3-2, EN 61000-3-3, FCC Part 15, ICES-005		
Safety standard	EN 61347-1, EN 61347-2-7, UL924, CSA C.22.2 No. 141		
Meas. mm [inch]	LEM-P09-170-A-U- PCIP66-CP-V: L330 [12.99] x W50 [1.97] x H30 [1.18] Mounting center: 320 [12.60] LEM-P18-170-A-U-PCIP66-CP-V: L395 [15.55] x W50 [1.97] x H30 [1.18] Mounting center: 385 [15.16] LEM-P27-170-A-U-PCIP66-CP-V: L460 [18.11] x W50 [1.97] x H30 [1.18] Mounting center: 450 [17.72] LEM-P09-170-A-U-PT-CP-V: L165 [6.50] x W82 [3.23] x H30 [1.18] Mounting center: 157 [6.18] LEM-P18-170-A-U-PT-CP-V: L205 [8.07] x W82 [3.23] x H30 [1.18] Mounting center: 197 [7.76] LEM-P27-170-A-U-PT-CP-V: L245 [9.65] x W82 [3.23] x H30 [1.18] Mounting center: 237 [9.33] LEM-P09-170-A-U-PC -CP-V: L205 [8.07] x W82 [3.23] x H30 [1.18] Mounting center: 197 [7.76] LEM-P18-170-A-U-PC-CP-V: L245 [9.65] x W82 [3.23] x H30 [1.18] Mounting center: 237 [9.33] LEM-P27-170-A-U-PC-CP-V: L285 [11.22]x W 82 [3.23] x H30 [1.18] Mounting center: 277 [10.91]		

DIMENSIONS

LEM-Pxx-170-A-U-PT-CP-V

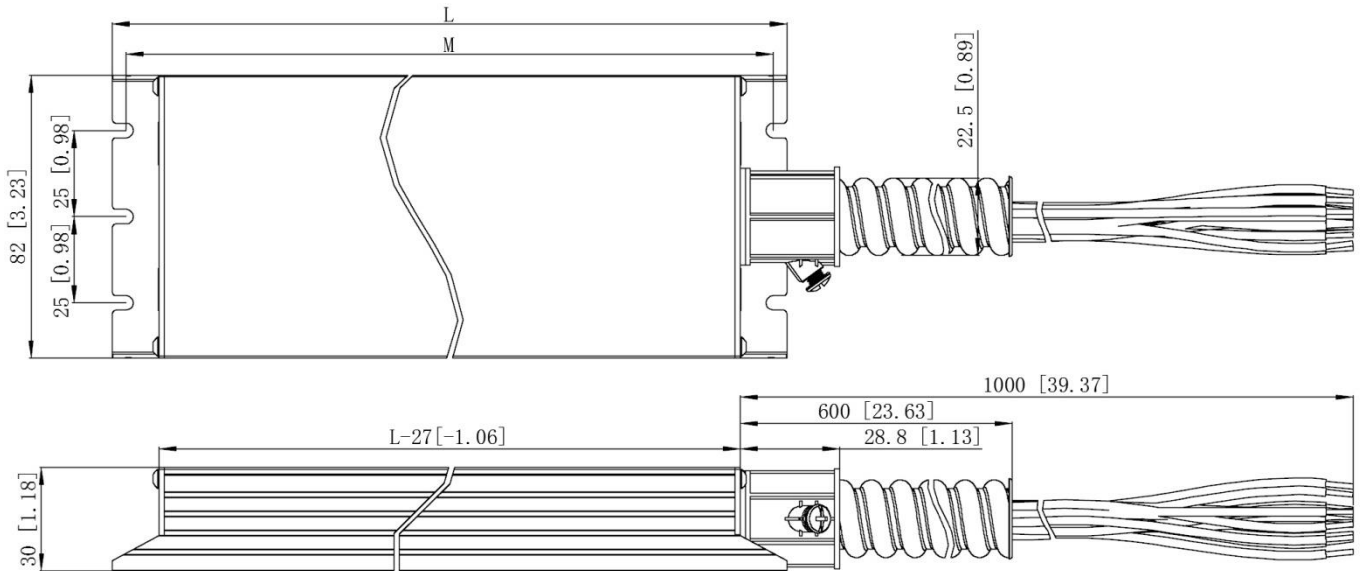


Item No.	L mm [inch]	M mm [inch]	W mm [inch]	H mm [inch]
LEM-P09-170-A-U-PT-CP-V	165 [6.50]	157 [6.18]	82 [3.23]	30 [1.18]
LEM-P18-170-A-U-PT-CP-V	205 [8.07]	197 [7.76]	82 [3.23]	30 [1.18]
LEM-P27-170-A-U-PT-CP-V	245 [9.65]	237 [9.33]	82 [3.23]	30 [1.18]

Dimension unit: mm [inch]

Tolerance: +/-1 [0.04]

LEM-Pxx-170-A-U-PC-CP-V

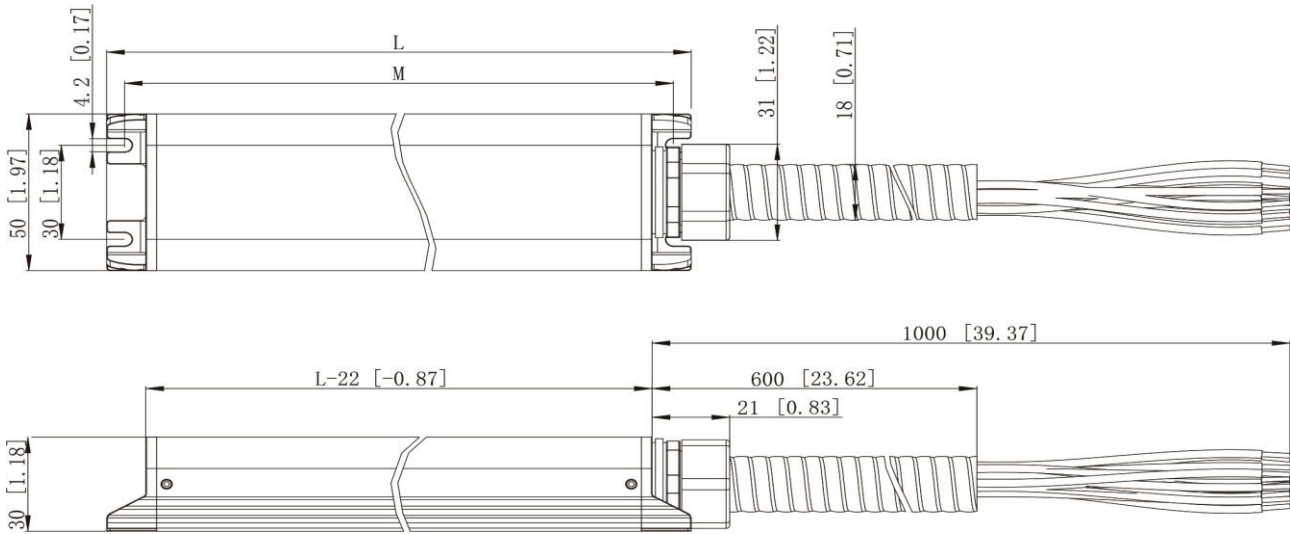


Item No.	L mm [inch]	M mm [inch]	W mm [inch]	H mm [inch]
LEM-P09-170-A-U-PC-CP-V	205 [8.07]	197 [7.76]	82 [3.23]	30 [1.18]
LEM-P18-170-A-U-PC-CP-V	245 [9.65]	237 [9.33]	82 [3.23]	30 [1.18]
LEM-P27-170-A-U-PC-CP-V	285 [11.22]	277 [10.91]	82 [3.23]	30 [1.18]

Dimension unit: mm [inch] /

Tolerance: +/-1 [0.04]

LEM-Pxx-170-A-U-PCIP66-CP-V



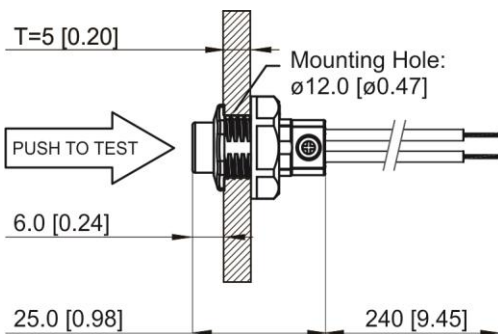
Item No.	L mm [inch]	M mm [inch]	W mm [inch]	H mm [inch]
LEM-Pxx-170-A-U-PCIP66-CP-V	330 [12.99]	320 [12.60]	50 [1.97]	30 [1.18]
LEM-Pxx-170-A-U-PCIP66-CP-V	395 [15.55]	385 [15.16]	50 [1.97]	30 [1.18]
LEM-P27-170-A-U-PCIP66-CP-V	460 [18.11]	450 [17.72]	50 [1.97]	30 [1.18]

Dimension unit: mm [inch]

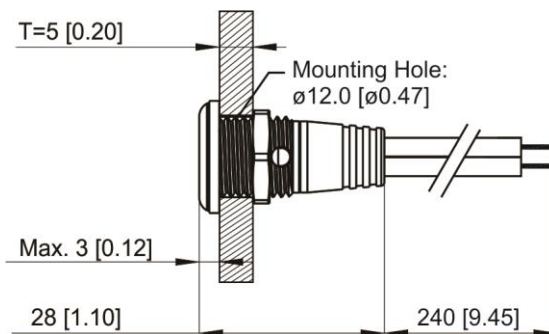
Tolerance: +/-1 [0.04]

LED TEST SWITCH

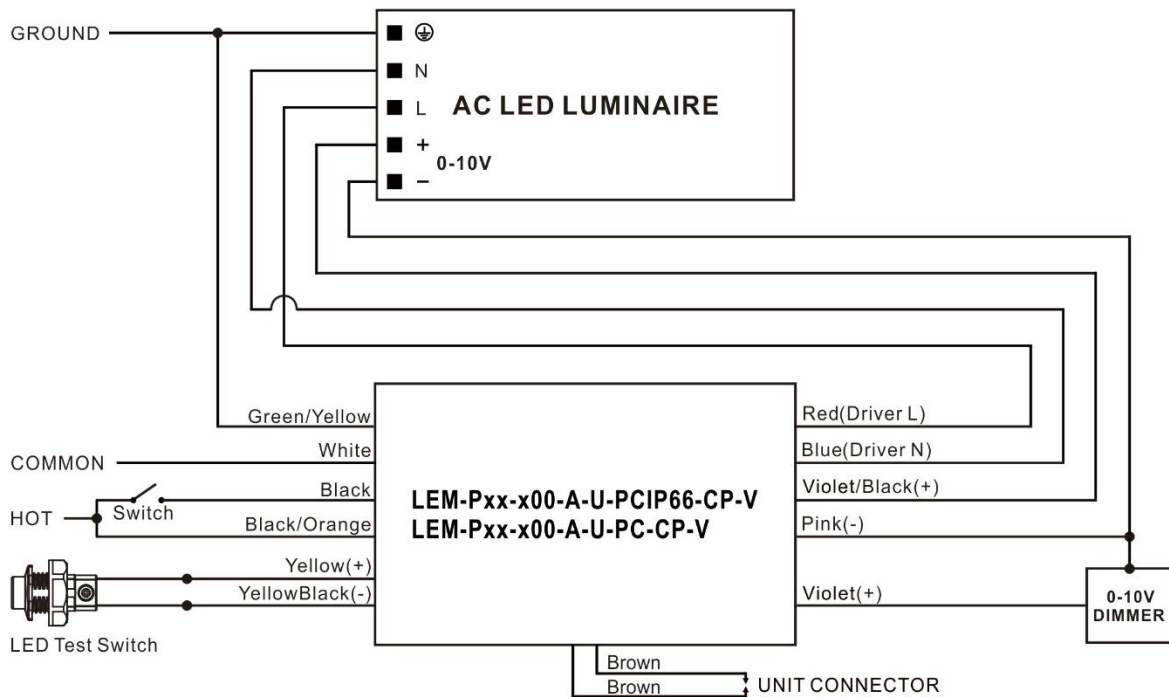
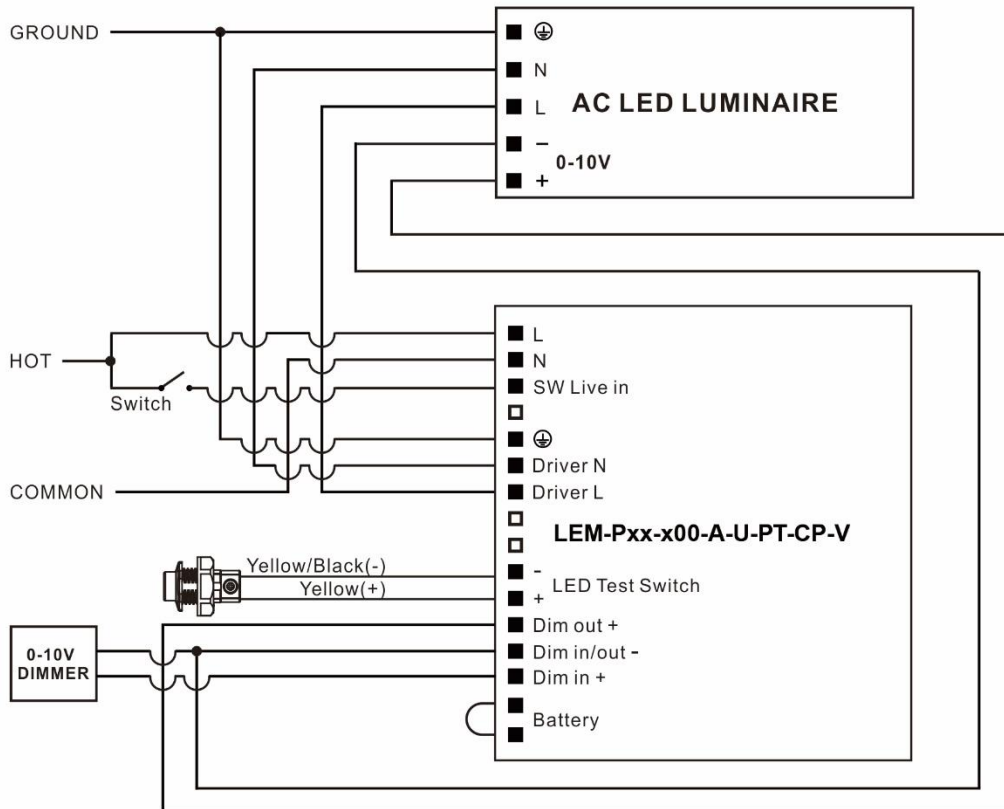
LTS-IP20



LTS-IP66



FOR AC LED TUBE/BULB/LUMINAIRE



OPERATION/TESTING/MAINTENANCE

OPERATION

When AC power is applied, the LED test switch is illuminated, indicating that the batteries are being charged. When AC power fails, the LEM-Pxx-170-A-U-Px-CP-V automatically switches to emergency power, operating the lighting load at rated emergency power. During power failure, the LED test switch will be off. When the AC power is restored, the emergency LEM-Pxx-170-A-U-Px-CP-V switches the system back to normal mode of operation and resumes battery charging. The minimum emergency operation time is 90 minutes. The charging time for a full discharge is 24 hours. A short-term discharge test may be conducted after the LEM-Pxx-170-A-U-Px-CP-V has been charging for 1 hour. Charge for 24 hours before conducting a long-term discharge test.

TESTING AND MAINTENANCE

The following Periodic testing is recommended to ensure the system is working correctly.

1. Visually inspect the LED test switch (LTS) monthly. It should be illuminated when AC power is applied.
2. Conduct a 60-second discharge test by switching off the emergency breaker every month. The LTS will be off.
3. Conduct a 90-minute discharge test once per year. The LTS will be off during the test.

AUTO TEST

The LEM-Pxx-170-A-U-Px-CP-V has an Auto Test feature which saves cost by reducing the need for manual testing.

1. Initial Auto Test

When the system is connected properly and powered on, the LEM-Pxx-170-A-U-Px-CP-V will perform an initial Auto Test. If any abnormal conditions exist, the LTS will blink quickly. Once the abnormal condition is corrected, the LTS will function correctly.

2. Preprogrammed Scheduled Auto Test

- a) The unit will conduct the first Monthly Auto Test after 24 hours and up to 7 days after initial power on. Then monthly tests will be performed every 30 days.
- b) An annual Auto test will occur every 52 weeks after initial power on.
 - Monthly Auto Test
The Monthly Auto Test shall be executed every 30 days and will test. Normal to emergency transfer function, emergency, charging and discharging conditions are normal. The monthly test time is approximately 60 seconds.
 - Annual Auto Test
Annual Auto Test will occur every 52 weeks after the initial 24 hours full charge and will test. Proper initial battery voltage, 90-minute emergency operation and acceptable battery voltage at the end of the full 90-minute test.

If the Auto Test is interrupted by a power failure, a full 90-minute Auto Test will occur again 24 hours after the power is restored. If the power failure causes the battery to fully discharge, the product will restart the Initial Auto Test and Preprogrammed Scheduled Auto Test.

MANUAL TEST

1. Press the LTS 1 time to force a ten-second emergency test.
2. Press the LTS 2 times continuously within 3 seconds to force a 60-second monthly test. After the test is completed, the next (30-day) monthly test will count from this date.
3. Press the LTS 3 times continuously within 3 seconds to force a 90-minute annual test. After the test is completed, the next (52-week) annual test will count from this date.
4. During any manual test, press and hold the LTS for more than 3 seconds to terminate the manual test. The Preprogrammed Scheduled Auto Test time will not change.

LED TEST SWITCH CONDITIONS

LTS Slow Blinking: Normal Charging

LTS On: Battery Fully Charged - Normal Mode

LTS Off: Power Failure

LTS Gradual Change: In Testing Mode

LTS Quickly Blinking: Abnormal Condition - Corrective Action Required

SAFETY INSTRUCTIONS

1. To prevent electric shock, switch off the mains power supply until installation is complete and AC power is supplied to this product.
2. This product requires an un-switched AC power supply of 120-277V, 50/60Hz.
3. Make sure all connections are in accordance with the National or Canadian Electrical code and any local regulations.
4. To reduce the risk of electrical shock, disconnect both normal and emergency power supplies and connector of this product before servicing.
5. It can provide a minimum of 90 minutes' illumination under emergency mode.
6. The LEM-Pxx-170-A-U-Px-CP-V are UL Listed for field installation, and use with grounded, UL Listed, damp location rated fixtures.
7. This product is suitable for use in dry or damp locations. Do not mount it near gas, heaters, air outlets or other hazardous locations.
8. Use this product in -40°C minimum, 50°C maximum ambient temperatures (Ta).
9. Do not attempt to service the batteries. A sealed, non-maintenance battery is used that is not field replaceable. Contact the manufacturer for information or service.
10. As this product contains batteries, please be sure to store it in an indoor environment of -20°C-30°C. It must be fully charged and discharged every 6 months from the date of purchase until it is officially put into use, then recharged 30-50% and stored for another 6 months, and so on. If the battery is not used for more than 6 months, it may cause excessive self-discharge of the battery, and the resulting reduction of battery capacity is irreversible. For products with separate battery and emergency module, please disconnect the connection between battery and module for storage. Due to its chemical properties, it is normal for the battery capacity to decline naturally during use. Users should take this into account when choosing products.
11. The use of accessory equipment not recommended by the manufacturer may cause an unsafe condition and void warranty.
12. Do not use this product for other than intended use.
13. Installation and service should be performed by qualified service personnel.
14. This product should be mounted in locations and at heights where it will not readily be subjected to tampering by unauthorized personnel.
15. Ensure product compatibility before final installation. Wiring should be strictly in accordance with the wiring diagram; wiring errors will damage the product. A case of safety accident or product failure caused by users' illegal operation does not belong to the scope of customer complaint acceptance, compensation, or product quality assurance.